

8 th July

|

9 th July

2021

We are pleased to send you
the report of Miyoshi Field Trial 2021.
This year's exhibition has been canceled,
but we would appreciate it
if you could select your crops with this booklet.
We look forward to seeing you here
in Yamaguchi, JAPAN next year!



MIYOSHI

Field Trial

Our Recommended Varieties



MIYOSHI

MIYOSHI GROUP

Culture Schedule of Miyoshi's recommended Pink Varieties



Please check this video for more detail of our double pink varieties!!






Cool region

Nov Dec Jan Feb Mar Apr May Jun Jul Aug Sep Oct



Warm Region

Jul Aug Sep Oct Nov Dec Jan Feb Mar Apr May Jun




Planting



Harvesting

Lisianthus

F1 Chaconne Light Pink 2 (M20-3)



Planted on	Photo on	Flowering Speed	Color (Center Color)
27 th January	29 th June	Middle (Group 2)	Light Pink (Green)

Flower size	Stem height	Branching	Tip Burn	Bud Blasting	Rosette
M-L	Mid – Medium High	Excellent	Some	Normal	Under Testing

Harvest Timing (Cool Area)		Harvest Timing (Warm Area)	
Jun to Aug	Sept to Oct	Nov to Dec	Jan to Mar
Very Suitable	Fair	Unsuitable	Very Suitable


Tips for cultivation / Characteristics

Beautiful frilly petals with excellent vase life.

Require enough water to make the stem taller.

Avoid planting in very hot season that can lead leaf tip burns depending on conditions.

F1 Chaconne Pink 2 (M20-4)



Planted on	Photo on	Flowering Speed	Color (Center Color)
27 th January	29 th June	Middle (Group 2)	Pink (Green)

Flower size	Stem height	Branching	Tip Burn	Bud Blasting	Rosette
M-L	Mid – Medium High	Excellent	Some	A Few	Under Testing

Harvest Timing (Cool Area)		Harvest Timing (Warm Area)	
Jun to Aug	Sept to Oct	Nov to Dec	Jan to Mar
Very Suitable	Fair	Unsuitable	Very Suitable

Tips for cultivation / Characteristics

Beautiful frilly petals with excellent vase life.

Require enough water to make the stem longer.


※Avoid planting in very hot season that can lead leaf tip burns depending on conditions.

Lisianthus

M21-4



Trial



Planted on		Photo on		Flowering Speed		Color (Center Color)	
9 th February		30 th June		Middle Late (Group 3)		Light Pink (Green)	
Flower size	Stem height	Branching		Tip Burn	Bud Blasting	Rosette	
M-L	Medium High	Excellent		A few	Normal	Under Testing	
Harvest Timing (Cool Area)				Harvest Timing (Warm Area)			
Jun to Aug		Sept to Oct		Nov to Dec		Jan to Mar	
Very Suitable		Suitable		Unsuitable		Fair	

Tips for cultivation / Characteristics

Middle late(Group 3) type of **F1 Chaconne Light Pink 2 (M20-3)**
Tall stems and numerous petals even in the hottest season.
Avoid planting in very hot season that can lead leaf tip burns depending on conditions.

M21-5



Trial



Planted on		Photo on		Flowering Speed		Color (Center Color)	
9 th February		30 th June		Middle Late (Group 3)		Pink (Green)	
Flower size	Stem height	Branching		Tip Burn	Bud Blasting	Rosette	
M-L	Medium High	Excellent		A few	Normal	Under Testing	
Harvest Timing (Cool Area)				Harvest Timing (Warm Area)			
Jun to Aug		Sept to Oct		Nov to Dec		Jan to Mar	
Very Suitable		Suitable		Unsuitable		Fair	

Tips for cultivation / Characteristics

Middle late(Group 3)type of Chaconne Pink 2 (M20-4)
Same character as M21-4 (Light Pink) and suitable for harvest in the hottest season.
Avoid planting in very hot season that can lead leaf tip burns depending on conditions.


Lisianthus

F1 Jasny Light Pink 3



Planted on		Photo on	Flowering Speed		Color (Center Color)	
27 th January		29 th June	Middle Late (Group 3)		Light Pink (Green)	
Flower size	Stem height	Branching	Tip Burn	Bud Blasting	Rosette	
M-L	Medium High	Excellent	A few	A few	Normal	
Harvest Timing (Cool Area)			Harvest Timing (Warm Area)			
Jun to Aug		Sept to Oct	Nov to Dec		Jan to Mar	
Very Suitable		Suitable	Suitable		Fair	
Tips for cultivation / Characteristics						
Beautiful green center with large flowers. Easy to grow, least growing problems. High yield rate with excellent branching						

F1 Jasny Pink 3



Planted on		Photo on	Flowering Speed		Color (Center Color)	
27 th January		29 th June	Middle Late (Group 3)		Pink (Green)	
Flower size	Stem height	Branching	Tip Burn	Bud Blasting	Rosette	
M-L	Medium High	Excellent	A few	A few	Normal	
Harvest Timing (Cool Area)			Harvest Timing (Warm Area)			
Jun to Aug		Sept to Oct	Nov to Dec		Jan to Mar	
Very Suitable		Suitable	Suitable		Fair	
Tips for cultivation / Characteristics						
Nice green center with strong pink. Easy to grow, least growing problems. High yield rate with excellent branching						

Lisianthus

F1 Allemande Light Pink 2



Planted on		Photo on		Flowering Speed		Color (Center Color)	
16 th February		30 th June		Middle (Group 2)		Pink (Green)	
Flower size	Stem height		Branching		Tip Burn	Bud Blasting	Rosette
M-L	Medium		Normal		A few	A few	Normal
Harvest Timing (Cool Area)				Harvest Timing (Warm Area)			
Jun to Aug		Sept to Oct		Nov to Dec		Jan to Mar	
Very Suitable		Fair		Suitable		Very Suitable	

Tips for cultivation / Characteristics

Flower color gets deeper in the winter.
Stable petal numbers even in the hottest season.
Sharp and numerous branches.



Trial

M21-3



Planted on		Photo on		Flowering Speed		Color (Center Color)	
27 th January		29th June		Middle Late (Group 3)		Pink (Green)	
Flower size	Stem height	Branching		Tip Burn	Bud Blasting	Rosette	
M-L	Medium – Med High	Excellent		A few	A few	Under Testing	
Harvest Timing (Cool Area)				Harvest Timing (Warm Area)			
Jun to Aug		Sept to Oct		Nov to Dec		Jan to Mar	
Very Suitable		Suitable		Suitable		Fair	

Tips for cultivation / Characteristics

Easy to grow, least growing problems.
Apply enough water to make the stem taller.
Easy to disbud

Lisianthus

F1 Chaconne White 3

M16-25



Trial



Planted on	Photo on	Flowering Speed	Color (Center Color)	Flower Size
9 th February	1 st July	Middle Late (Group 3)	White (Green)	M-L
Stem height	Branch ing	Tip Burn	Bud Blasting	Rosette
Medium High	Normal	Rare	A few	Normal
Harvest Timing (Cool Area)		Harvest Timing (Warm Area)		
Jun to Aug	Sept to Oct	Nov to Dec	Jan to Mar	
Very Suitable	Very Suitable	Suitable	Fair	

Tips for cultivation / Characteristics

Easy to grow, least growing problems.
Apply enough water to make the stem taller .
Excellent vase life variety for Summer- Autumn harvest



Planted on	Photo on	Flowering Speed	Color (Center Color)	Flower Size
9 th February	1 st July	Middle Late (Group 3)	White (Green)	M-L
Stem height	Branch ing	Tip Burn	Bud Blasting	Rosette
Medium High	Normal	A few	A few	Normal
Harvest Timing (Cool Area)		Harvest Timing (Warm Area)		
Jun to Aug	Sept to Oct	Nov to Dec	Jan to Mar	
Very Suitable	Very Suitable	Suitable	Fair	


Tips for cultivation / Characteristics

Easy to grow, least growing problems.
Apply enough water to make the stem taller.
Reduce water from a month before harvest to get tight flower neck.

F1 Chaconne Pure White 2



NEW




Planted on		Photo on	Flowering Speed		Color (Center Color)	
2 nd March		5 th July	Middle (Group 2) to Middle Late (Group 3)		White (Green)	
Flower size	Stem height	Branching		Tip Burn	Bud Blasting	Rosette
M-L	High	Normal		A few	Under Testing	Under Testing
Harvest Timing (Cool Area)				Harvest Timing (Warm Area)		
Jun to Aug		Sept to Oct		Nov to Dec		Jan to Mar
Suitable		Fair		Suitable		Fair

Tips for cultivation / Characteristics


Excellent stem height and flower size even in summer.
High yield rate with excellent flower size
Suitable for harvesting in May/June in cool area.

Lisianthus

F1 Chaconne Blush Blue & Pink 2

				
Planted on	Photo on	Flowering Speed	Color (Center Color)	Flower Size
17th February	24th June	Early to middle (Group 2)	Pink Blush / Blue Blush (Green)	M-L
Stem height	Branching	Tip Burn	Bud Blasting	Rosette
Mid - Medium High	Normal	A few	A few	Normal
Harvest Timing (Cool Area)		Harvest Timing (Warm Area)		
Jun to Aug	Sept to Oct	Nov to Dec	Jan to Mar	
Suitable	Fair	Suitable	Suitable	
Tips for cultivation / Characteristics				
Unique 50% blue and 50% pink blush colors Less petals in the hottest season's harvest. Color becomes lighter in winter and darker in summer.				


F1 Chaconne Apricot & Purple 2

				
Planted on	Photo on	Flowering Speed	Color (Center Color)	Flower Size
17th February	24th June	Middle (Group 2)	Purple/Apricot (Green)	M-L
Stem height	Branching	Tip Burn	Bud Blasting	Rosette
Medium High	Normal	Some	A few	Normal
Harvest Timing (Cool Area)		Harvest Timing (Warm Area)		
Jun to Aug	Sept to Oct	Nov to Dec	Jan to Mar	
Suitable	Fair	Fair	Suitable	
Tips for cultivation / Characteristics				
Unique 50% blue and 50% pink blush colors For advanced growers, pay attention to leaf tip burns. Recommended to use shading tools to avoid petal burns in summer.				

F1 Chaconne Yellow imp 2


				
Planted on	Photo on	Flowering Speed	Color (Center Color)	Flower Size
16 th February	30 th June	Middle (Group 2)	Yellow (Green)	M-L
Stem height	Branching	Tip Burn	Bud Blasting	Rosette
Medium High	Less	Some	A few	A few
Harvest Timing (Cool Area)		Harvest Timing (Warm Area)		
Jun to Aug	Sept to Oct	Nov to Dec	Jan to Mar	
Very Suitable	Suitable	Fair	Suitable	
Tips for cultivation / Characteristics				
Thick Petals, Excellent vase life. Too much fertilizer can lead to leaf tip burns. Recommend Chaconne Yellow in winter for better branching.				

F1 Chaconne Purple 2

				
Planted on	Photo on	Flowering Speed	Color (Center Color)	Flower Size
16 th February	30 th June	Middle (Group 2)	Purple (Green)	M-L
Stem height	Branching	Tip Burn	Bud Blasting	Rosette
Medium High	Less	A few	A few	A few
Harvest Timing (Cool Area)		Harvest Timing (Warm Area)		
Jun to Aug	Sept to Oct	Nov to Dec	Jan to Mar	
Suitable	Fair	Suitable	Suitable	
Tips for cultivation / Characteristics				
Thick Petals, Excellent vase life. Too much fertilizer can lead to leaf tip burns. Recommended to use shading tools to avoid petal burns in summer.				

Lisianthus

F1 Largo Pink Picotee 3



Planted on		Photo on	Flowering Speed		Color (Center Color)	
27 th January		1 st July	Late		Pink-rimmed (Green)	
Flower size	Stem height	Branching	Tip Burn	Bud Blasting	Rosette	
M-L	High	Normal	A few	A few	Many	
Harvest Timing (Cool Area)			Harvest Timing (Warm Area)			
Jun to Aug		Sept to Oct	Nov to Dec		Jan to Mar	
Suitable		Very Suitable	Fair		Unsuitable	
Tips for cultivation / Characteristics						
Recommended for Summer Autumn harvest. Excellent stem height and flower size even in summer. Easy to grow, least growing problems.						

F1 Largo Blue Picotee 3



Planted on	Photo on	Flowering Speed	Color (Center Color)		
27 th January	1 st July	Late	Blue-rimmed (Green)		
Flower size	Stem height	Branching	Tip Burn	Bud Blasting	Rosette
M-L	High	Normal	A few	A few	Some
Harvest Timing (Cool Area)			Harvest Timing (Warm Area)		
Jun to Aug		Sept to Oct	Nov to Dec	Jan to Mar	
Suitable		Very Suitable	Fair	Unsuitable	
Tips for cultivation / Characteristics					
Recommended for Summer Autumn harvest. Excellent stem height and flower size even in summer. Beautiful and strong rim color					

Lisianthus

F1 Mazurka Blue Picotee A 2



Planted on	Photo on	Flowering Speed	Color (Center Color)	Flower Size
2 nd March	1 st July	Early to Middle (Group 1.5)	White /blue-rimmed	M
Stem height	Branch ing	Tip Burn	Bud Blasting	Rosette
Medium	Medium	A few	A few	Normal
Harvest Timing (Cool Area)		Harvest Timing (Warm Area)		
Jun to Aug	Sept to Oct	Nov to Dec	Jan to Mar	
Very Suitable	Fair	Suitable	Suitable	

Tips for cultivation / Characteristics

- Excellent branching
- Stable rim color through a year
- Recommended for late spring harvest

F1 Minuet Blue Picotee 2



Planted on	Photo on	Flowering Speed	Color (Center Color)	Flower Size
16 th February	1 st July	Middle (Group 2)	White /blue-rimmed	S
Stem height	Branch ing	Tip Burn	Bud Blasting	Rosette
Medium	Medium	A few	A few	A few
Harvest Timing (Cool Area)		Harvest Timing (Warm Area)		
Jun to Aug	Sept to Oct	Nov to Dec	Jan to Mar	
Suitable	Fair	Suitable	Suitable	

Tips for cultivation / Characteristics

Easy to grow
Excellent branching and volume of flower

F1 Mazurka Blue Picotee B 2



Planted on	Photo on	Flowering Speed	Color (Center Color)	Flower Size
2 nd March	1 st July	Early to Middle (Group 1.5)	White /blue-rimmed	M
Stem height	Branch ing	Tip Burn	Bud Blasting	Rosette
Medium	Medium	A few	A few	Normal
Harvest Timing (Cool Area)		Harvest Timing (Warm Area)		
Jun to Aug	Sept to Oct	Nov to Dec	Jan to Mar	
Very Suitable	Fair	Very Suitable	Suitable	

Tips for cultivation / Characteristics

Excellent branching
Stable rim color through a year
Excellent performance of second flowers

F1 Chaconne Blue Picotee 2



Planted on	Photo on	Flowering Speed	Color (Center Color)	Flower Size
16 th February	1 st July	Middle (Group 2)	White /blue-rimmed	S
Stem height	Branch ing	Tip Burn	Bud Blasting	Rosette
Medium	Medium	A few	A few	A few
Harvest Timing (Cool Area)		Harvest Timing (Warm Area)		
Jun to Aug	Sept to Oct	Nov to Dec	Jan to Mar	
Suitable	Fair	Fair	Suitable	


Tips for cultivation / Characteristics

Excellent volume of flower size
Nice coloring
Reduce water from a month before harvest to make flower necks nice and sturdy.

3 Steps of Japanese style disbudding Lisianthus

Email: international@miyosi.co.jp

01



Remove basal shoots once emerge

02




Remove new growth from the lower half of the main stem

03



Allow only three stems to remain and 2 to 3 buds on each.

04



Disbudding improves the size and quality of the flower.



4 TIPS

to shorten the crop time
of your lisianthus in Winter
while saving energy

Tips

Email: international@miyosi.co.jp

01



Choose faster growing
varieties

02



Set a water tube to
collect solar heat

03



Put three layers of cover
to keep warm

1. Frost cover
2. Plastic cover
3. Green house

04



Choose the largest
Seedling if available



MIYOSHI GROUP

Miyoshi & Co., Ltd. All Rights Reserved

Callistephus chinensis (Aster)



What is Macaroon Series?

Streaming now!



Cute small pompon flowers like sweets! 6 colors are available at the moment. Macaroon Series belong to early type varieties and its attractive flower can be used for arrangements. It is possible to harvest in April – November in case of using lighting and heating. Why not try Macaroon series and have a stable and high-yield crop?

Recommended culture schedule

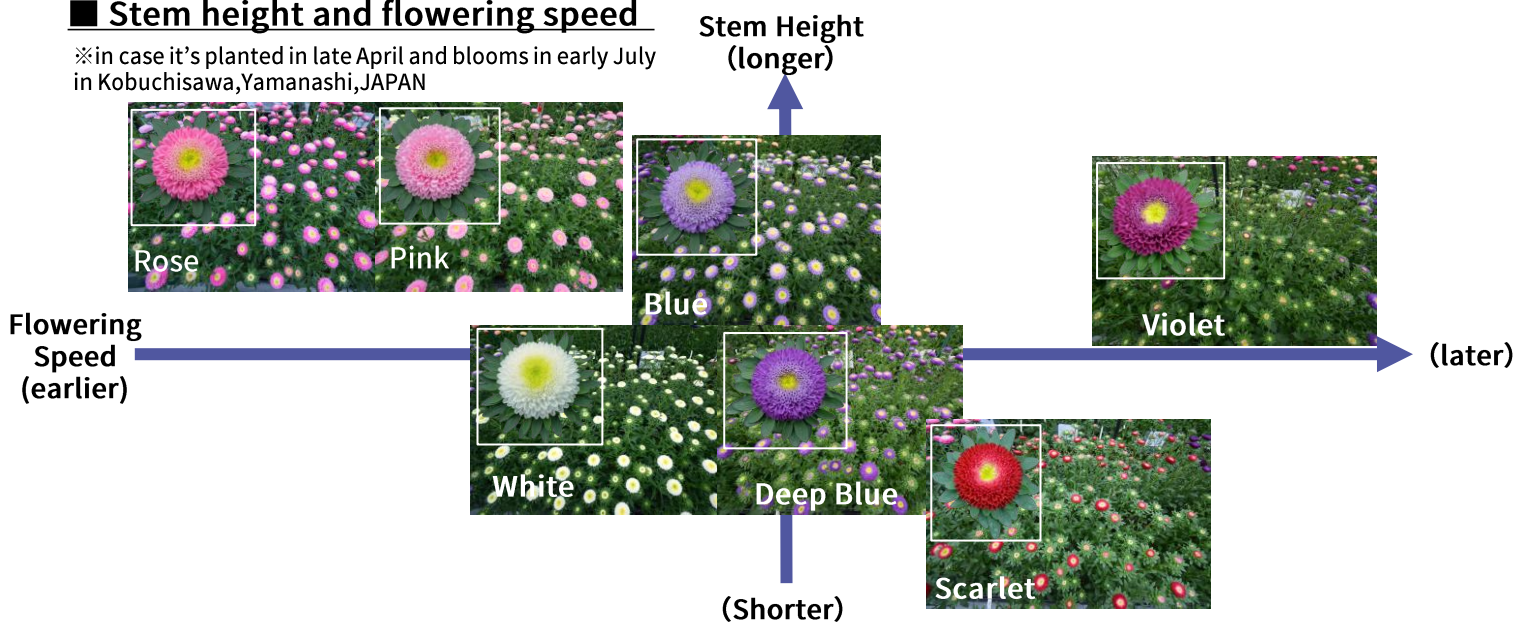
Harvest Month	Mar	Apr	May	Jun	Jul	Aug	Sep	Oct	Nov	Dec	Jan	Feb
June												
July												
August												
September												

Sow Plant Harvest

Note: Outdoor culture is possible, harvesting till mid-August. Cultivation with lighting is recommended so that stems get longer, harvesting in late September.

Stem height and flowering speed

※in case it's planted in late April and blooms in early July in Kobuchisawa, Yamanashi, JAPAN



Macaroon Series Characteristics



【Harvest Timing】
When top flower+2
or 3 flowers bloom

Planted on	Photo on
20 th April	2 nd July

Tips for cultivation/Characteristics

- High resistance for Fusarium - outdoor culture is possible.
- Mind that flowers may be malformed in case of flowering at low temperature and short day condition.
- Use of light from seedling stage is recommended especially if sown in Oct-Feb in particular.

Macaroon Violet



NEW



Photo on 2nd July, not bloomed yet

Tips for cultivation/Characteristics

Plants bolt after they grows enough so flowers are voluminous.

Callistephus chinensis (Aster)

Macaroon Deep Blue




Photo on 2nd July, started to bloom

Macaroon Blue



Photo on 2nd July, started to bloom

Macaroon White




Photo on 2nd July, started to bloom

Macaroon Pink



Photo on 2nd July, best harvest timing

Macaroon Rose




Photo on 2nd July, best harvest timing

Macaroon Scarlet





Photo on 2nd July, started to bloom

Dahlia

White Quartz (15D16)



NEW



Planted on	Photo on
12 th April	15 th July

Planting density



20cm space between plants (zigzag)

Characteristics	
Flowering Speed	Middle (Group 2)
Color	White
Flower Shape	Semi-Cactus
Flower size	M-L
Stem height	Medium
Open Centers	Less

Tips for cultivation / Characteristics

Gorgeous flower shape which is equivalent to Kokuchou
Too much fertilizer makes the stem too thick
Compared Saisetsu, more tolerant to open centers.

Garnet



Planted on	Photo on
23 rd April	13 th July

Planting density

20cm space between plants (zigzag)


Characteristics	
Flowering Speed	Middle (Group2)
Color	Red
Flower Shape	Semi-Cactus
Flower size	M-L
Flower size	Medium
Open Centers	Less

Tips for cultivation / Characteristics

More heat tolerance than Nessyou, stable growing even in the summer
Excellent red color stability
Unique petal shape with a little twist.

Dahlia

Orange Stone



Characteristics	
Flowering Speed	Early to middle (Group 1.5)
Color	Orange
Flower Shape	Formal decorative
Flower size	M
Stem height	Medium
Open Centers	Less

Planted on	Photo on
23 rd April	13 th July
Planting density	
20cm space between plants (zigzag)	

Tips for cultivation / Characteristics

High productivity
Orange color turns to pale orange in the winter cultivation.

Margarita




Characteristics	
Flowering Speed	Early (Group 1)
Color	Pink/White
Flower Shape	Formal decorative
Flower size	M
Stem height	Medium
Open Centers	Less

Planted on	Photo on
23 rd April	5 th July
Planting density	
20cm space between plants (zigzag)	

Tips for cultivation / Characteristics

High Productivity
Elegant color pattern of pink/white center
The stem height is relatively short.

Kokuchou



Characteristics	
Flowering Speed	Middle late (Group 3)
Color	Blackish red
Flower Shape	Semi-Cactus
Flower size	M-L
Stem height	Medium
Open Centers	Less

Planted on	Photo on
16 th April	6 th July
Planting density	
20cm space between plants (zigzag)	

Tips for cultivation / Characteristics

Gorgeous classic variety
Be careful of the pinching position as it has slow growth in winter.

Asahitemari



Characteristics	
Flowering Speed	Middle (Group 2)
Color	Red
Flower Shape	Pompon
Flower size	M
Stem height	Medium
Open Centers	Less


Planted on	Photo on
23 rd April	5 th July
Planting density	
20cm space between plants (zigzag)	

Tips for cultivation / Characteristics

Strong stem, long vase life
Too much fertilizer makes the stem too thick.
Branching is relatively less so leave more stems to get many cut flowers.

Limonium sinuatum

Lucky Amethyst



Characteristics		Planted on	Photo on
Flower Color	Dark Purple	7 th April	7 th July
Stem Height	High	Planting Density	
Productivity	Normal	40cm between planting	40cm Inter-rows Space
Branching	Many		

Tips for cultivation / Characteristics

Excellent volume with good branching
The stem is hard to get yellow. good transportability
Managing with top dressing after minimum would be effective.

Exotic Tall Blue



Characteristics		Planted on	Photo on
Flower Color	Purple	7 th April	7 th July
Stem Height	Very tall	Planting Density	
Productivity	Fair	40cm between plants	40cm Inter-rows Space
Branching	Many		

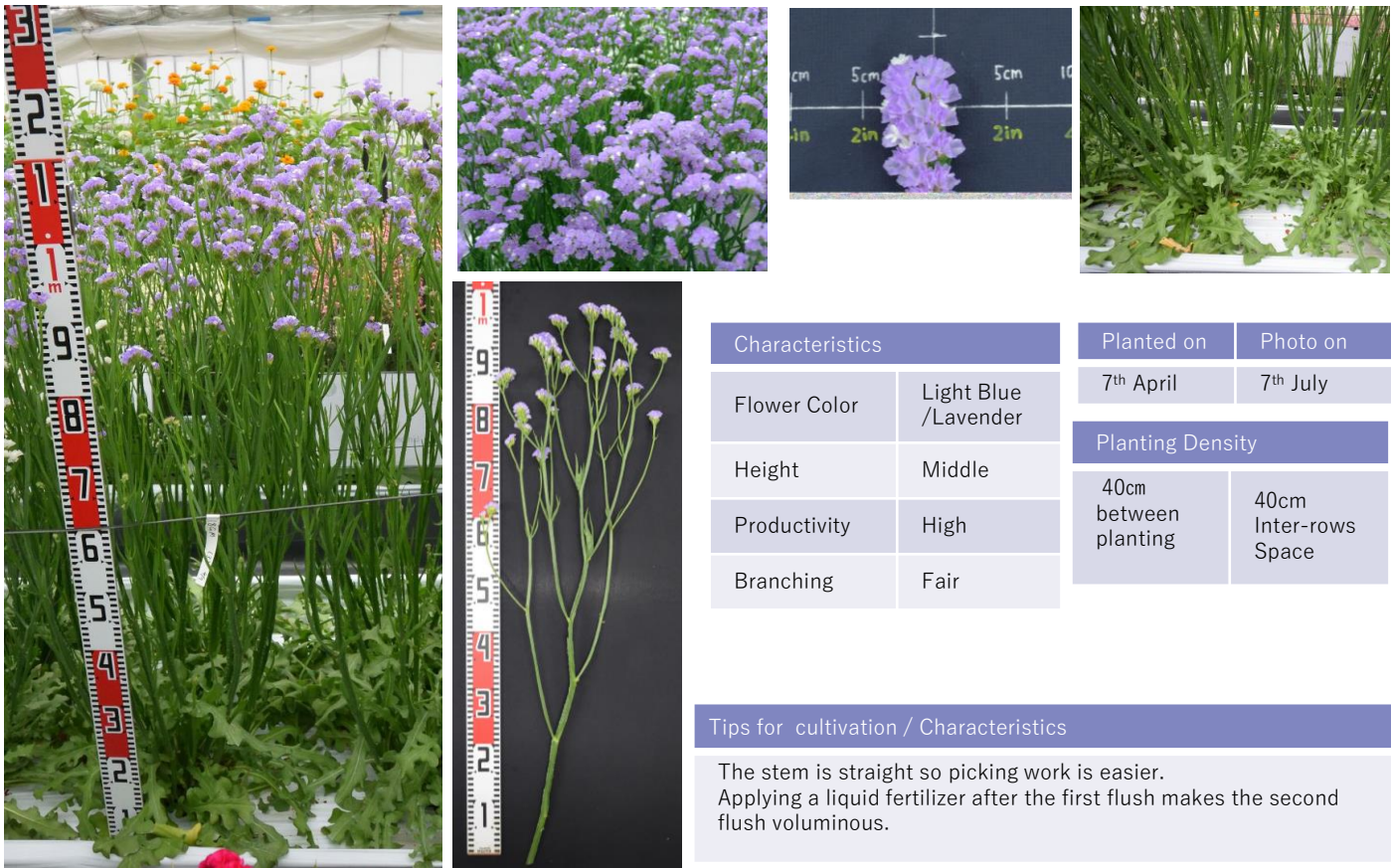
Tips for cultivation / Characteristics

Voluminous flowers and large brush in the hot season
Long stem and good branching

18GM



Trial



Characteristics		Planted on	Photo on
Flower Color	Light Blue /Lavender	7 th April	7 th July
Height	Middle	Planting Density	
Productivity	High	40cm between planting	40cm Inter-rows Space
Branching	Fair		

Tips for cultivation / Characteristics

The stem is straight so picking work is easier.
Applying a liquid fertilizer after the first flush makes the second flush voluminous.

Limonium sinensis

Cumulo White



NEW



Characteristics		Planted on	Photo on
Flower Color	White	7 th April	7 th July
Stem Height	Tall	Planting Density	
Productivity	High	40cm between plants	40cm Inter-rows Space
Tips for cultivation / Characteristics			
Excellent stem height /Easy to grow The stem gets soft without enough sunlight			

Bliss White



Characteristics		Planted on	Photo on
Flower Color	White	7 th April	7 th July
Stem Height	Tall	Planting Density	
Productivity	High	40cm between plants	40cm Inter-rows Space
Tips for cultivation / Characteristics			
Pure white color Less chilling requirement, stable bolting Excellent stem height, Early second flush			

Helianthus annuus

Lemonade



Characteristics		Planted on	Photo on
Days till flowering	80 days	22 nd May	2 nd July
Flower Color	Lemon Yellow		
Flower Shape	Double		
Stem Height	170cm		
Recommended Harvest Time	One Season		

Tips for Cultivation/Tips for cultivation/Characteristics

- Voluminous flowers with numerous petals
- Mind that the stems get too long.
- Uniformed growth

Orangeade



Characteristics		Planted on	Photo on
Days till flowering	80 days	22 nd May	2 nd July
Flower Color	Orange		
Flower Shape	Double		
Stem Height	170cm		
Recommended Harvest Time	One Season		

Tips for Cultivation/Tips for cultivation/Characteristics

- Voluminous flowers with numerous petals
- Mind that the stems get too long.

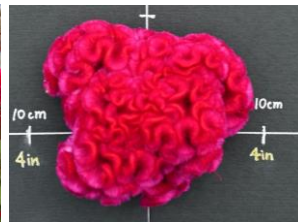
Celosia

※Photos taken in the field trial 2020

Prince Rose



NEW



Characteristics

Color	Rose
Stem Height	Middle
Stem Hardness	Hard
Fasciation	Less

Tips for cultivation

Flowering speed is the same as that of Reien.
Uniformed/less malformation

Rose Queen



Characteristics

Color	Rose
Stem Height	Middle
Stem Hardness	Hard
Fasciation	Less

Tips for cultivation

Fresh rose colored heads with green stem.
Sensitive to day length and fertilizer.
Genetically about 10% may have reddish head.

Miyoshi Select



Characteristics

Color	Red/ Green Stem
Stem Height	Middle
Stem Hardness	Hard
Fasciation	Less


Tips for cultivation

uniformed/less malformation
Easy to grow, uniform in the stem height
Flowering speed is earlier than that of Reien.

CE21-1



Trial



Characteristics

Color	Purple
Stem Height	Low to Middle
Stem Hardness	Very Hard
Fasciation	Less

Tips for cultivation

Luxurious coloring
Less lateral branches

Reien



Characteristics

Color	Red/Red Stem
Stem Height	Middle
Stem Hardness	Hard
Fasciation	Less

Tips for cultivation

Popular variety of red flower with red stem
For harvesting in August, sowing is recommended in mid-May in cold regions and late May in warm regions.

Yellow Queen



Characteristics


Color	Yellow
Stem Height	Middle
Stem Hardness	Hard
Fasciation	Less


Tips for cultivation

Less malformation /stable performance
To keep the color long, pay attention to the harvest time.

Celosia

Orange Queen imp





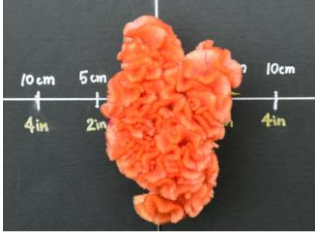
Characteristics	
Color	Orange
Stem Height	Middle
Stem Hardness	Hard
Fasciation	Less

Tips for cultivation

Less malformation / stable performance.
There may be less rose stripes compared with Orange Queen.

Orange Queen






Characteristics	
Color	Orange
Stem Height	Middle
Stem Hardness	Hard
Fasciation	Less

Tips for cultivation

Stable flower heads.
There may be some genetic rose stripes.

Sylphid






Characteristics	
Color	Light Green
Stem Height	Middle
Stem Hardness	Hard
Fasciation	Less


Tips for cultivation


Strong Spike Good for indoor and outdoor culture
In case of cultivation with pinch, about 2 wks later after planting, do soft-pinch leaving about 5 leaves and arrange so that there are 4 to 5 stems.

Dianthus Barbatus

Temarisou







Characteristics		Planted on	Photo on
Flowering Speed	Early	15 th March	22 nd June
Flower Color	Green	Recommended Harvest Time	
Flower Shape	Ball	Cool region	Jul to Oct
Stem Height	Vary by season	Warm region	Nov to Jun

Tips for cultivation/Characteristics

- Abundant harvest
- Indoor culture (in greenhouse, etc.) is required.
- Thorough soil disinfection is necessary to avoid damping off.
- Optimum temperature for cultivation is 25°C daytime and 15 °C at night.



Field Trial 2021





Miyoshi & Co., Ltd.

YATSUGATAKE SALES & PRODUCTION CENTER

International Sales Department

3181 KAMISASAO, KOBUCHISAWA, HOKUTO-CITY,
YAMANASHI 408-8533 JAPAN

TEL: +81 551 36 5912 FAX: +81 551 36 5900

international@miyosi.co.jp

<https://www.miyosi.co.jp/en/>



MIYOSHI

MIYOSHI GROUP

